

Printer Warning:

This packet is lengthy. Determine whether you want to print both sections, or only print Section 1 or 2.



Grade 4 Reading

Student At-Home Activity Packet 1

This At-Home Activity Packet includes two parts, Section 1 and Section 2, each with approximately 10 lessons in it. We recommend that your student complete one lesson each day.




Most lessons can be completed independently. However, there are some lessons that would benefit from the support of an adult. If there is not an adult available to help, don't worry! Just skip those lessons.

Encourage your student to do the best they can with this content. The most important thing is that they continue to work on their reading!

Flip to see the Grade 4
Reading activities
included in this packet!






Grade 4 Reading Activities in Section 1

Lesson	Resource	Instructions	Page(s)
0	<p>Grade 4, Ready Reading Word Learning Routine</p> 	<ul style="list-style-type: none"> • Read the Word Learning Routine together. Keep it handy—you'll need it later! 	10
1	<p>Grade 4 Ready Language Handbook, Lesson 16</p> 	<ul style="list-style-type: none"> • Read the Introduction. • Complete Guided Practice. 	11–12
2	<p>Grade 4 Ready Language Handbook, Lesson 16</p> 	<ul style="list-style-type: none"> • Read the Introduction. • Complete Think exercise. 	13–14




Section 1 Table of Contents

Grade 4 Reading Activities in Section 1 (Cont.)

Lesson	Resource	Instructions	Page(s)
3	<p>Grade 4, Ready Reading Lesson 13 Part 2</p> 	<ul style="list-style-type: none"> • Read the passage “Fire and Air.” • Complete Modeled and Guided activities. 	15–16
4	<p>Grade 4 Ready Language Handbook, Lesson 17</p> 	<ul style="list-style-type: none"> • Read the Introduction. • Complete Guided Practice. 	17–18
5	<p>Grade 4, Ready Reading Lesson 13, Part 3</p> 	<ul style="list-style-type: none"> • Read “Over Bridge, Under Tunnel.” • Complete Think, Talk 	19–20


Section 1 Table of Contents

Grade 4 Reading Activities in Section 1 (Cont.)

Lesson	Resource	Instructions	Page(s)
6	<p>Grade 4, Ready Reading Lesson 13, Part 5</p> 	<ul style="list-style-type: none"> • Reread the passage “Over Bridge, Under Tunnel.” • Complete the Writing activity. 	21
7	<p>Grade 4, Ready Reading Lesson 13, Part 6</p> 	<ul style="list-style-type: none"> • Complete Independent Practice: “Seashells.” 	22–26
8	<p>Grade 4, Ready Reading Lesson 13, Part 7</p> 	<ul style="list-style-type: none"> • Reread the “Seashells.” • Do the Writing activity. 	22–24, 27



Section 1 Table of Contents

Grade 4 Reading Activities in Section 1 (Cont.)

Lesson	Resource	Instructions	Page(s)
9	<p>Tools for Instruction Use Context to Find Word Meaning</p> 	<p>Parent/Guardian: Read the instructions and guide the child through the exercise. When the activity requires a text, choose one of the texts the students read in previous lessons.</p>	28–29




Section 2 Table of Contents

Grade 4 Reading Activities in Section 2

Lesson	Resource	Instructions	Page(s)
1	<p>Grade 4 Ready Language Handbook, Lesson 18</p> 	<ul style="list-style-type: none"> • Read the Word Learning Routine together. Keep it handy—you'll need it later! 	30–31
2	<p>Grade 4, Ready Reading Lesson 17, Part 1</p> 	<ul style="list-style-type: none"> • Read the Introduction. • Complete Think exercise. 	32–33




Section 2 Table of Contents

Grade 4 Reading Activities in Section 2 (Cont.)

Lesson	Resource	Instructions	Page(s)
3	<p>Grade 4, Ready Reading Lesson 17, Part 2</p> 	<ul style="list-style-type: none"> • Read the passage “Out to Win.” • Complete Think and Talk. 	34–35
4	<p>Grade 4 Ready Language Handbook, Lesson 19</p> 	<ul style="list-style-type: none"> • Read the Introduction. • Complete Guided Practice. 	36–37
5	<p>Grade 4, Ready Reading Lesson 17, Part 3</p> 	<ul style="list-style-type: none"> • Reread the passage “Out to Win.” • Complete the Writing activity. 	34, 38



Section 2 Table of Contents

Grade 4 Reading Activities in Section 2 (Cont.)


Lesson	Resource	Instructions	Page(s)
6	Grade 4, Ready Reading Lesson 17, Part 4 	<ul style="list-style-type: none"> • Read the passage “The Catfish.” • Complete Think activity. 	39–40
7	Grade 4, Ready Reading Lesson 17, Part 5 	<ul style="list-style-type: none"> • Reread “The Catfish.” • Complete the Think and Write activities. 	39, 41
8	Grade 4, Ready Reading Lesson 17, Part 6 	<ul style="list-style-type: none"> • Read the passage “A Golden Vase and Two Bright Monkeys.” • Complete the Think activity. 	42–46

Section 2 Table of Contents

Grade 4 Reading Activities in Section 2 (Cont.)

Lesson	Resource	Instructions	Page(s)
9	<p>Grade 4, Ready Reading Lesson 17 Part 7</p> 	<ul style="list-style-type: none"> • Reread “A Golden Vase and Two Bright Monkeys.” • Complete the Write activity and the Learning Target. 	42–44, 47
10	<p>Tools for Instruction Use Context to Find Word Meaning</p> 	<p>Parent/Guardian: Read the instructions and guide the child through the exercise. When the activity requires a text, choose one of the texts the students read in previous lessons.</p>	48

Independent Reading!



See pages 49 and 50 of this packet.



Use the questions/prompts on the Discourse Card resource to start a conversation about something the student has read. You may talk about a text the child read in one of the lessons above, or anything else the child is reading.

Encourage daily reading. And remember, reading isn't just about the books on the shelves—it's about anything around you with letters! Turn on the closed captioning feature on your TV or read catalogs that come in the mail. The backs of cereal boxes work, too, as do directions to board games!

Running out of stuff to read? **Grab some sticky notes, and label household objects, or make up new, silly names for things!** Communicating with sticky notes, instead of talking, is fun, too—start with a half hour and see if you can go all afternoon. Reading is everywhere!

Don't worry about right/wrong answers when you talk about text—the important thing is that you and your student share a reading experience and have fun!

Here are some websites that offer fun, free, high-quality material for kids:

www.starfall.com

www.storyplace.org

www.uniteforliteracy.com

www.storynory.com

www.freekidsbooks.org

en.childrenslibrary.org